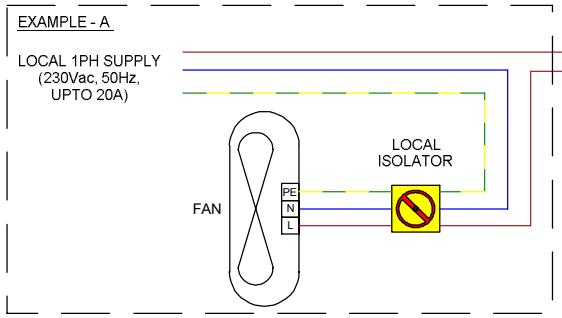


IF USING A CO2 SENSOR (B-CO2-01)
WIRE IN-SERIES WITH
EMERGENCY KNOCK-OFF CIRCUIT



SPEED CONTROL EXAMPLES:

FOR SINGLE PHASE FAN SPEED CONTROLLERS PLEASE REFER TO EXAMPLE - B ON DIAGRAM BUDGIE-CP01-WD02.

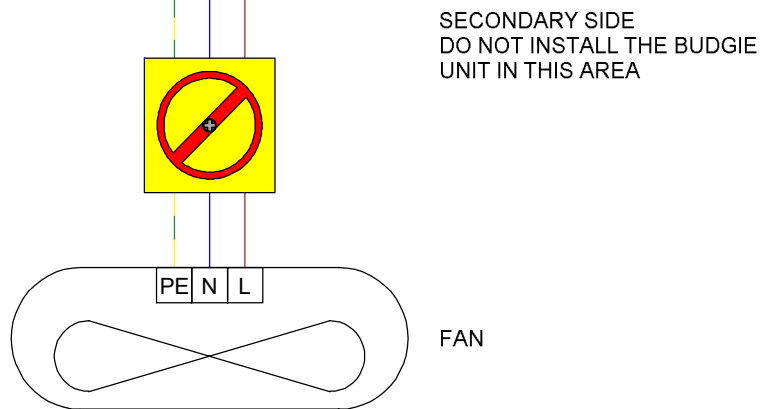
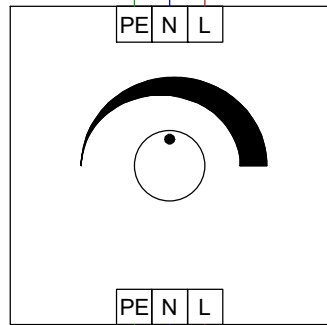
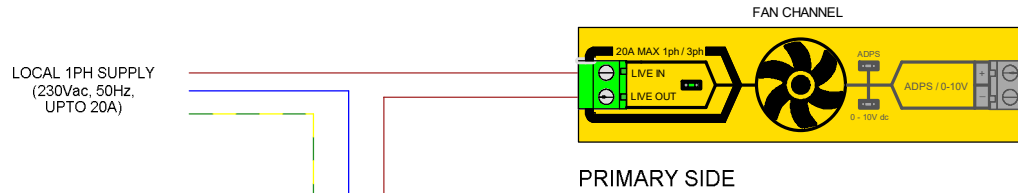
FOR THREE PHASE INVERTER SPEED CONTROLLERS PLEASE REFER TO EXAMPLE - C ON DIAGRAM BUDGIE-CP01-WD02.

BELDEN 8723 OR EQUIVALENT MUST BE USED FOR ALL CONTROL WIRING.

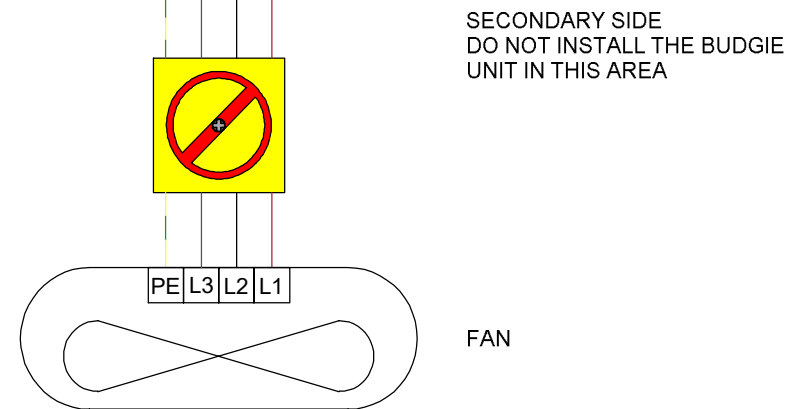
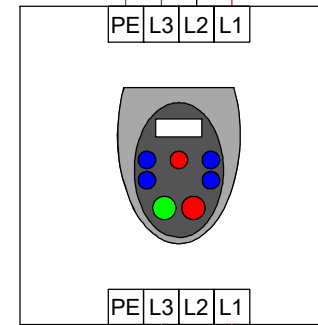
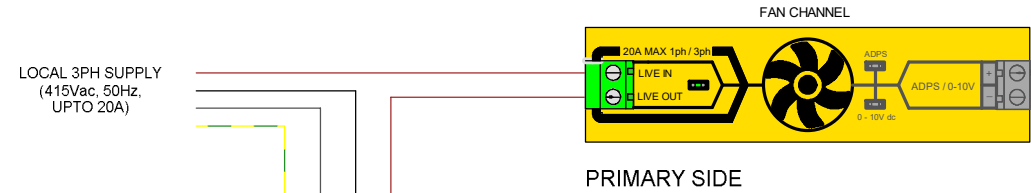
DRAWING NUMBER: BUDGIE - CP01 - WD01 REV A
 DATE: 07/08/2018
 Trent Control Panels Ltd.
 Trent House, Dewsbury Road, Fenton, Stoke-on-Trent, ST4 2TE
 T: 01782 844 688 W: www.trentproducts.com



EXAMPLE - B



EXAMPLE - C



IMPORTANT NOTE:

- 1) THE BUDGIE MUST BE WIRED BEFORE ANY VARIABLE SPEED DRIVE (VSD).
- 2) SCREENED CONTROLS CABLE MUST BE USED IN ACCORDANCE WITH THE LOW VOLTAGE DIRECTIVE (E.G. CY CONTROL CABLE)